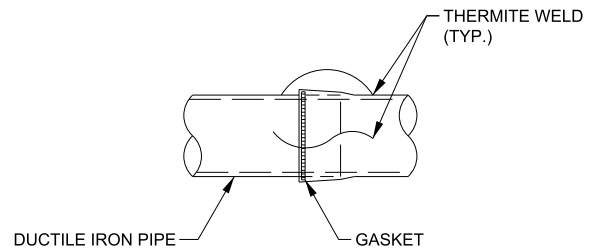
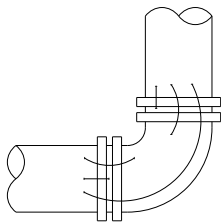


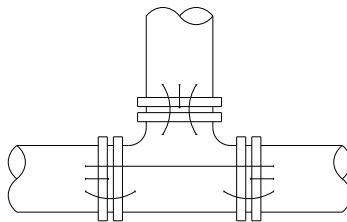
MECHANICAL JOINT



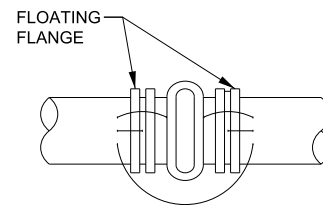
PUSH ON JOINT



BEND



TEE



VALVE

NOTE

1. BONDING ARRANGEMENTS SHALL APPLY WHERE BONDING IS SPECIFIED FOR DUCTILE OR CAST IRON PIPE.